

PEERLUX[®]
SERIES

AHM



PEERLESS[®]
electric-électrique

INCEP|TION[®]
PEERLESS CANADA

CONCEPT

LED luminaire for **surface** or **suspended** installation with aircraft cables. Wide acrylic lens, ribbed on the inside with a rigid one-piece body constructed from code gauge steel. Ideal for commercial environments. Row mounting available.

CERTIFICATION

Approved to UL1598 and CSA C22.2 No. 250 standards**

Suitable for damp locations.



*LED Five (5) year limited warranty. ****Complies with Buy American Act.
 **Operating temperature: -20°C to +35°C / -4°F to +95 °F, consult factory for operating temperatures outside the listed range.
 Specifications are subject to change. Please confirm latest specifications prior to placing order.




STRUCTURE

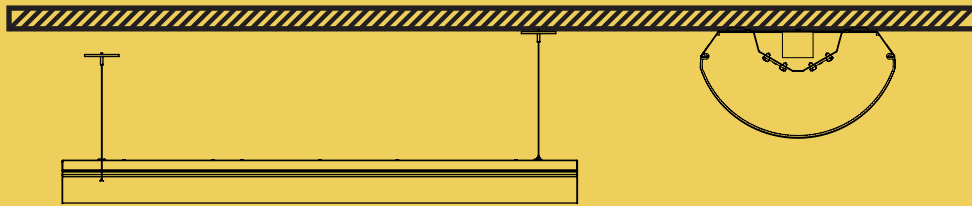
Body
Rigid one-piece body
constructed from
code gauge steel.
Optional safety pin available.

Advanced Optics
Wide acrylic lens,
ribbed on the inside.

LED Driver
1% Dimming (0-10V).
Emergency driver available.
DALI (Digital Addressable
Lighting Interface), Lutron
EcoSystem LED, and other
drivers available, consult factory.




MOUNTING



SUSPENDED
(aircraft cables)


SURFACE



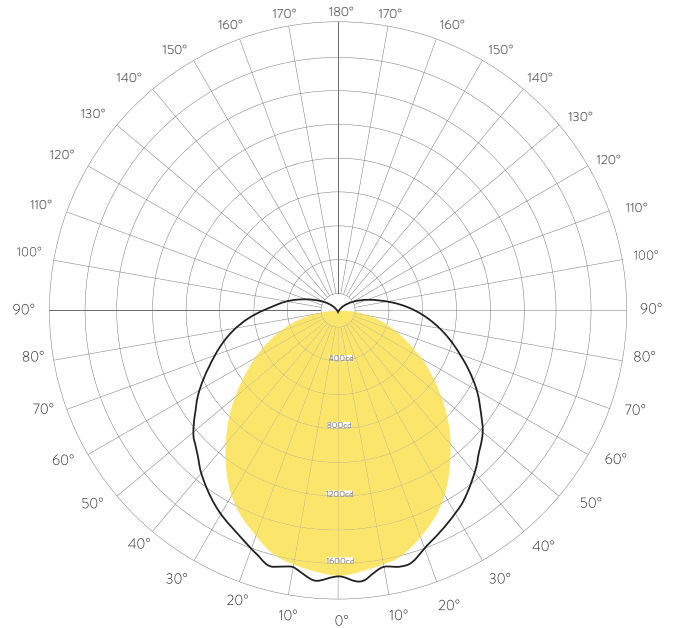


HALF MOON DESIGN

Elegantly designed after the half moon phase, the AHM profile gives a added charm to any space. Using advanced LED engines, it provides wide spread downlight, delivering both efficient and comfortable illumination.



PHOTOMETRIC DATA



AHM-WA-4-60-40K

0°-180° █
90°-270° █




TUNABLE WHITE FUNCTION OPTIONS

Available in 3000K, 3500K, 4000K and 5000K



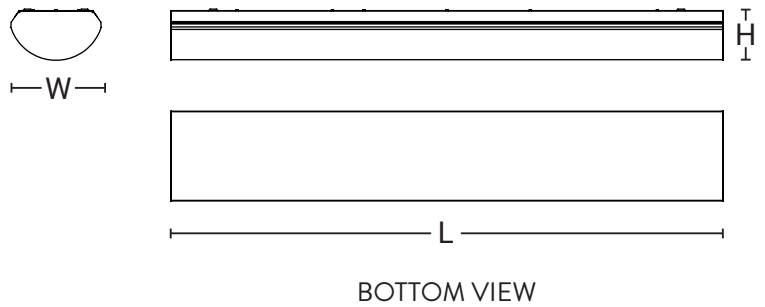
COLOR

Standard finish is matte white polyester baked powder coat enamel. Matte grey and black available.



DIMENSIONS

SIZE	L	W	H	MTG L	MTG W
2FT	23.00"	7.50"	4.10"	16.00"	4.75"
4FT	46.00"	7.50"	4.10"	39.00"	4.75"



ORDERING INFORMATION

AHM	WA								
FIXTURE	SHIELDING	LENGTH	LUMENS	CCT	FINISH	*OPTION*	MOUNTING *OPTIONAL*	POWER CORD *OPTIONAL*	DRIVER
AHM = Architerctual . Half . Moon	WA = Wide Acrylic Lens	2 = 2ft	15 = 1500lm	30K = 3000K	MATTE WM = White Housing BM = Black Housing GM = Grey Housing	SP = Safety Pin (Tamper Resistant Thumb Screws)	A4 = 48in Aircraft Cable	C1 = 5ft Cord	MV = Standard 120V-277V, 1% Dimming (0-10V) 347 = Standard 347V Dimming (0-10V) EM = Emergency Driver X = DALI, Lutron EcoSystem LED, and other drivers available, consult factory
			30 = 3000lm	35K = 3500K			A5 = 60in Aircraft Cable	C2 = 6ft Cord	
		40 = 4000lm	40K = 4000K	A8 = 96in Aircraft Cable			C4 = 9ft Cord		
		50K = 5000K	50K = 5000K	A12 = 144in Aircraft Cable			C7 = 13ft Cord		
		4 = 4ft	30 = 3000lm	TW = Tunable White					
		Row Mounting	60 = 6000lm	*Other CCT, RGB (Red, Green, Blue LEDs), DM (dim to warm) available, consult factory					
			80 = 8000lm						



OFFICE:

255-438 Isabey
St-Laurent, QC H4T 1V3
T: 514.595.1671
F: 514.595.4411

PRODUCTION:

2900 Loyalist Str.
Cornwall, ON K6H 6C8
T: 613.510.1268
F: 613.510.1268

info@peerless-electric.com
Peerless-Electric.com