

PROJECT:
 CAT.NO:
 NOTES:

DATE:
 TYPE:
 VOLTS:

EVALUX
 SERIES

2019-04-29

LOPE

CAT NO: **LOPE-9-40W-XXK-MV**

CONFIGURATION

WIDTH: 9 = 9"
 WATTAGE: 40W = 40 Watts
 CCT: N/A
 DRIVER: MV = Standard 120V-277V Dimming (0-10v)

TECHNICAL DATA

LUMENS: N/A lm
 CCT: N/A K
 WATTAGE: 40W
 EFFICACY: N/A lm/W

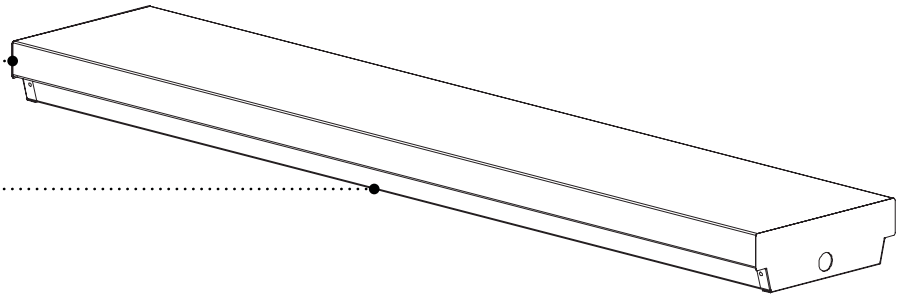


Approved to UL1598 and CSA C22.2 No.250 standards
 *LED Five (5) year limited warranty.
 **Not all available products are DLC qualified. Check the DLC Qualified Products List at designlights.org to confirm which versions are qualified.

ANATOMY

HIGH PERFORMANCE LENS
 Frosted prismatic wrap-around lens

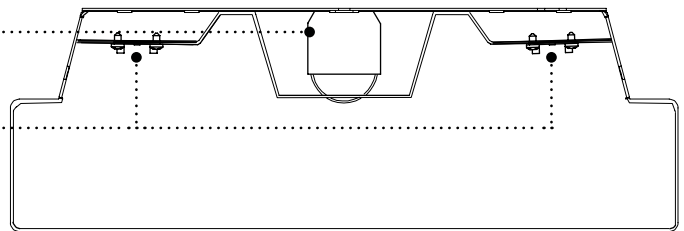
DIE-FORMED STEEL HOUSING
 High gloss white polyester baked powder coat enamel finish



SECTION VIEW

LED DRIVER
 Dimming 0-10V


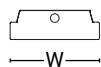
LED LIGHT ENGINE
 Mounted on internal high reflectance white painted reflector




DIMENSIONS

SIZE	L	W	H
4FT	47.95"	9.00"	2.95"

MTG L	MTG W
46.40"	5.90"



BOTTOM VIEW



TOP VIEW