

PROJECT:
CAT.NO:
NOTES:

DATE:
TYPE:
VOLTS:

SDLA-ODL

SDL / Architectural / Opal drop Lens



RECESSED


GENERAL DESCRIPTION

LED luminaire for **recessed** installation.

The fixture's drop design provides a superior quality of diffused lighting.

Custom drop heights are available, consult factory.

Ideal for architecture and commercial environments.



2019-05-09

CONSTRUCTION

One-piece body constructed from code gauge steel.

FINISH

High gloss white polyester baked powder coat enamel.



CERTIFICATION

Approved to UL1598 and CSA C22.2 No. 250 standards**
Suitable for damp locations.



*LED Five (5) year limited warranty.
**Normal temperature: -20 degrees Celsius to +25 degrees Celsius.

SHIELDING

Square frosted acrylic lens.

ELECTRICAL

3000K 3500K 4000K 5000K

120V - 277V 347V

L80 performance at 60,000 hours minimum. 80 CRI Standard.
Other dimming options, lumen options, 90 CRI and lengths available.
Consult factory.

Specifications are subject to change.
Please confirm latest specifications prior to placing order.

ORDERING INFORMATION

SDLA	ODL	22G				
SHIELDING	DROP	GRID	LUMENS	CCT	DRIVER	
ODL = Opal Drop Lens	1 = 1" 4 = 4" 7 = 7" *other drop heights options available, consult factory	22G = 2' x 2' T-Bar Ceiling	10 = 1000lm 15 = 1500lm 20 = 2000lm 25 = 2500lm 30 = 3000lm 35 = 3500lm 40 = 4000lm	30K = 3000K 35K = 3500K 40K = 4000K 50K = 5000K	MV = Standard 120V-277V Dimming (0-10V) 347 = Standard 347V Dimming (0-10V) *emergency driver available, consult factory	

PROJECT:
CAT.NO:
NOTES:

DATE:
TYPE:
VOLTS:

PEERLUX[®]
SERIES

SDLA-ODL


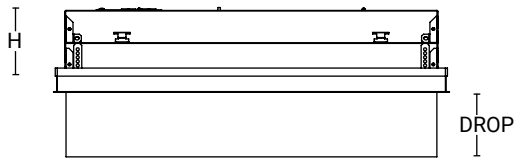
DIMENSIONS

2019-04-29

SIZE	L	W	H	DROP	
22G	23.60"	23.60"	5.00"	1.00"	*other drop height options available, consult factory
				4.00"	
				7.00"	

SIZES

22G



BOTTOM VIEW