

GENERAL DESCRIPTION

LED luminaire for **surface** or **suspended** installation with aircraft cables. Wide acrylic lens, ribbed on the inside with a rigid one-piece body constructed from cold rolled steel. Ideal for commercial environments. Row mounting available.

CERTIFICATION

Approved to UL1598 and CSA C22.2 No. 250 standards**
Suitable for damp locations.



*LED Five (5) year limited warranty.
**Operating temperature: -20°C to +35°C / -4°F to +95 °F, consult factory for operating temperatures outside the listed range.
Specifications are subject to change. Please confirm latest specifications prior to placing order.

FINISH

Standard finish is matte white polyester baked powder coat enamel. Matte grey and black available

CONTROLS

[Click here for suggested control options](#)

PERFORMANCE SUMMARY 2FT AT 4000K

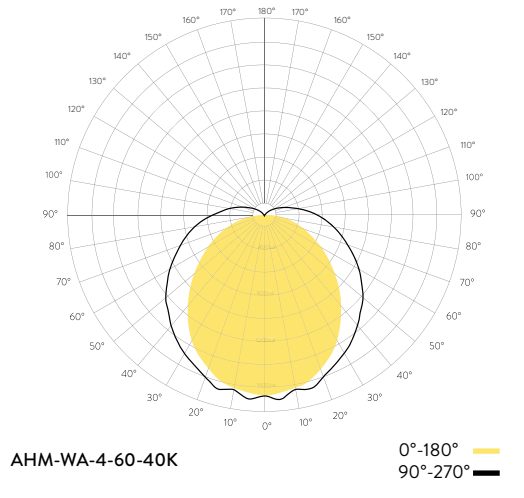
LUMENS(lm)	WATTAGE(W)	EFFICACY(lm/W)
3000	24	124

PERFORMANCE SUMMARY 4FT AT 4000K

LUMENS(lm)	WATTAGE(W)	EFFICACY(lm/W)
6000	46	129



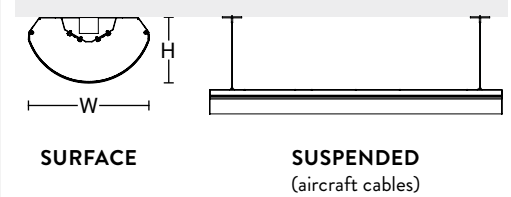
PHOTOMETRIC DATA



DIMENSIONS

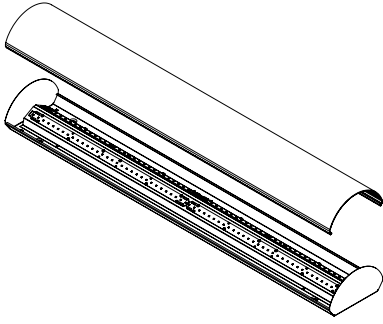
SIZE	L	W	H
2FT	23.00"	7.50"	4.10"
4FT	46.00"	7.50"	4.10"

MOUNTING / CROSS SECTION



ORDERING INFORMATION

AHM	WA								
FIXTURE	SHIELDING	LENGTH	LUMENS	CCT	FINISH	*OPTION*	MOUNTING *OPTIONAL*	POWER CORD *OPTIONAL*	DRIVER
AHM = Architectural . Half . Moon	WA = Wide Acrylic Lens	2 = 2ft	15 = 1500lm	30K = 3000K	MATTE WM = White Housing BM = Black Housing GM = Grey Housing	SP = Safety Pin (Tamper Resistant Thumb Screws)	A4 = 48in Aircraft Cable	C1 = 5ft Cord	MV = Standard 120V-277V, 1% Dimming (0-10V)
			20 = 2000lm	35K = 3500K			A5 = 60in Aircraft Cable	C2 = 6ft Cord	
		4 = 4ft	30 = 3000lm	40K = 4000K			A8 = 96in Aircraft Cable	C4 = 9ft Cord	347 = Standard 347V Dimming (0-10V)
			40 = 4000lm	50K = 5000K			A12 = 144in Aircraft Cable	C7 = 13ft Cord	
		Row Mounting	30 = 3000lm	TW = Tunable White				X = DALI, Lutron EcoSystem LED, and other drivers available, consult factory	
			40 = 4000lm	*Other CCT, RGB (Red, Green, Blue LEDs), DM (dim to warm) available, consult factory					
			60 = 6000lm						
			80 = 8000lm						



SHIELDING

Wide acrylic lens, ribbed on the inside.

CONSTRUCTION

Rigid one-piece body constructed from cold rolled steel.
Optional safety pin available.

FINISH

Standard finish is matte white polyester baked powder coat enamel.

Matte grey and black available



LED LIGHT ENGINE

Mounted on internal high reflectance white painted reflector.

LED DRIVER

1% Dimming (0-10V). Emergency driver available.
DALI (Digital Addressable Lighting Interface), Lutron EcoSystem LED, and other drivers available, consult factory.

ELECTRICAL

3000K 3500K 4000K 5000K

120V - 277V 347V

*TW (Tunable White), other CCT, RGB (Red, Green, Blue LEDs), DM (dim to warm) available, consult factory.
L80 performance at 60,000 hours minimum.
80 CRI Standard. Other dimming options, lumen options, 90CRI and lengths available, consult factory.

CERTIFICATION

Approved to UL1598 and CSA C22.2 No. 250 standards**
Suitable for damp locations.



*LED Five (5) year limited warranty.

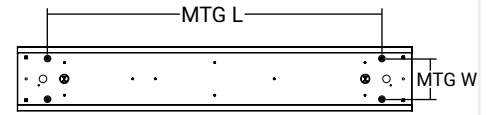
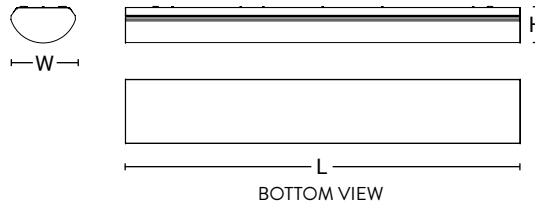
**Operating temperature: -20°C to +35°C / -4°F to +95 °F, consult factory for operating temperatures outside the listed range.

CONTROLS

[Click here for suggested control options](#)

DIMENSIONS

SIZE	L	W	H	MTG L	MTG W
2FT	23.00"	7.50"	4.10"	16.00"	4.75"
4FT	46.00"	7.50"	4.10"	39.00"	4.75"

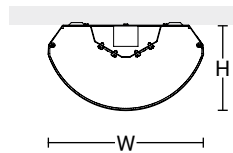


BOTTOM VIEW


TOP VIEW

MOUNTING / CROSS SECTION

Surface installation on ceiling or **suspended** installation with aircraft cables.

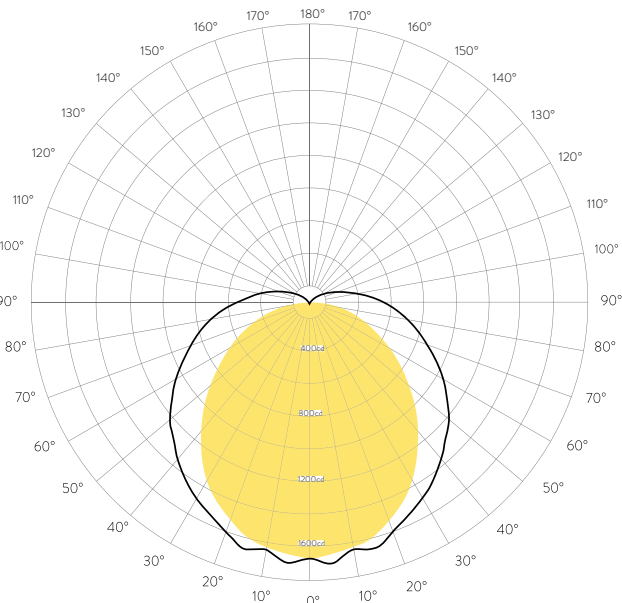


SURFACE



SUSPENDED

PHOTOMETRIC DATA



AHM-WA-4-60-40K

0°-180° █
90°-270° █

WATTAGE & EFFICACY 2FT

AHM-WA-2-30-30K	3000lm	3000K	26W	117lm/W
AHM-WA-2-30-35K	3000lm	3500K	25W	119lm/W
AHM-WA-2-30-40K	3000lm	4000K	24W	124lm/W

WATTAGE & EFFICACY 4FT

AHM-WA-4-30-30K	3000lm	3000K	24W	128lm/W
AHM-WA-4-30-35K	3000lm	3500K	22W	130lm/W
AHM-WA-4-30-40K	3000lm	4000K	21W	136lm/W
AHM-WA-4-60-30K	6000lm	3000K	49W	122lm/W
AHM-WA-4-60-35K	6000lm	3500K	49W	124lm/W
AHM-WA-4-60-40K	6000lm	4000K	46W	129lm/W